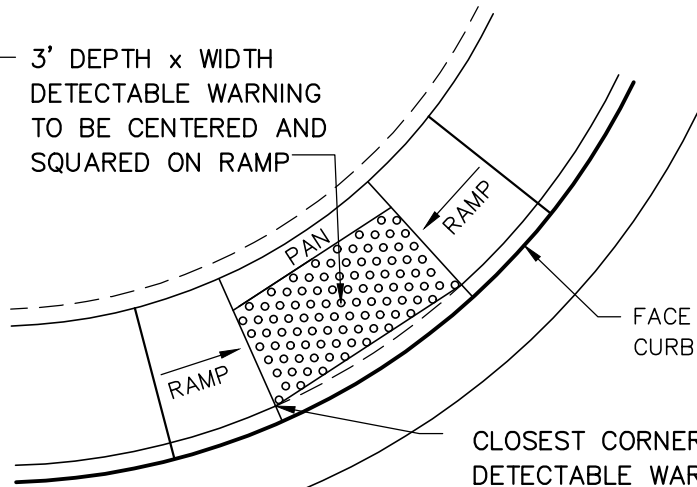
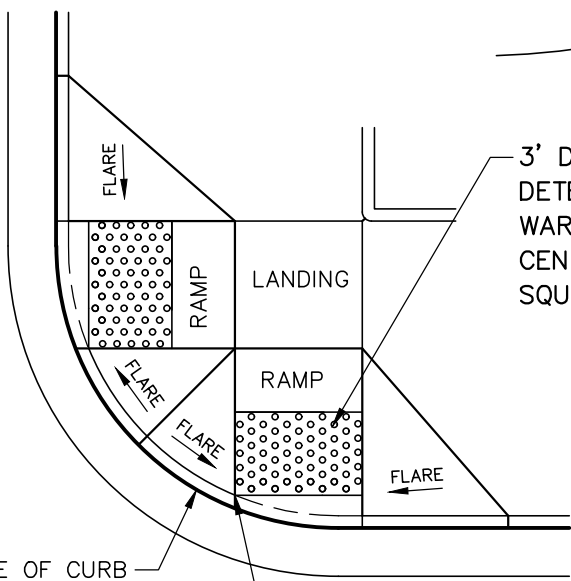


CLOSEST CORNER OF
DETECTABLE WARNING TO
STREET TO BE SET 6" -
8" FROM FACE OF CURB

3' DEPTH x WIDTH
DETECTABLE WARNING
TO BE CENTERED AND
SQUARED ON RAMP

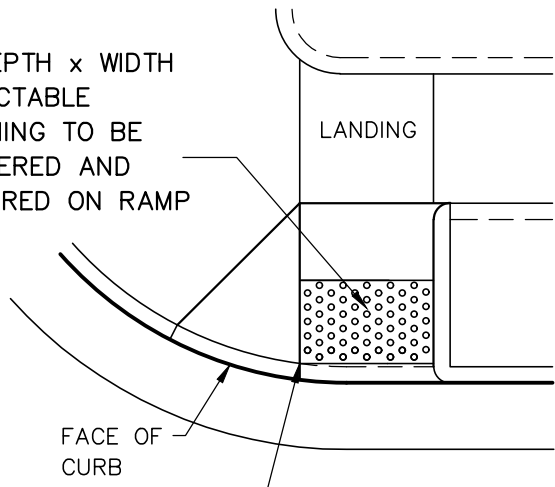


CLOSEST CORNER OF
DETECTABLE WARNING TO
STREET TO BE SET 6" -
8" FROM FACE OF CURB



FACE OF CURB

3' DEPTH x WIDTH
DETECTABLE
WARNING TO BE
CENTERED AND
SQUARED ON RAMP



FACE OF CURB

CLOSEST CORNER OF DETECTABLE
WARNING TO STREET TO BE SET 6" -
8" FROM FACE OF CURB

DATE: 09/22/2017		NOT TO SCALE	
REVISION	BY	APPROVED	DATE
1	LM	TW	07-18-2019

CITY OF ELK GROVE - PUBLIC WORKS

**DETECTABLE WARNING
STANDARD LAYOUT**

APPROVED BY:
Paul M. ... 1/16/2020
CITY ENGINEER DATE

DRAWING NUMBER
AR - 3.2A

